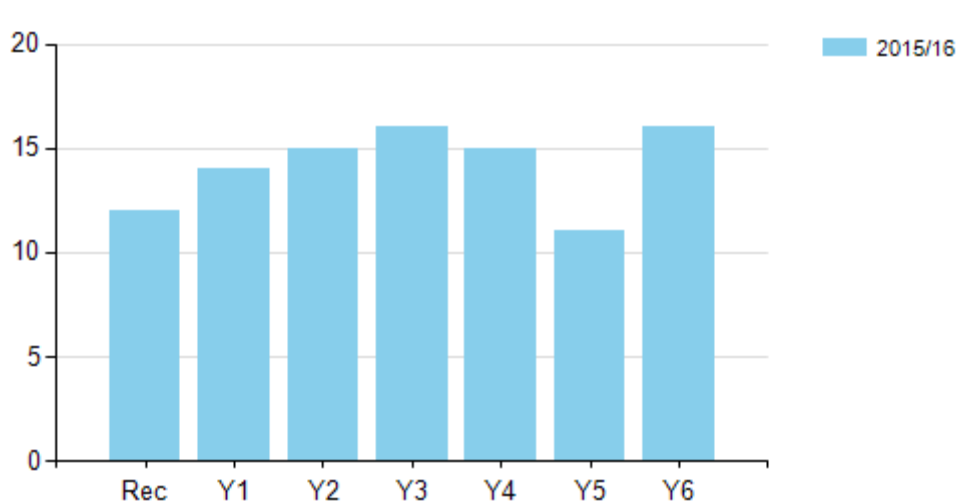


SCHOOL SPORT REPORT

GRETTON PRIMARY SCHOOL (2015/16)

Pupil Numbers



	Total
2015/16	99

Pupil Numbers (By Key Stage)

	2015/16
KS1	41
KS2	58
School Total	99



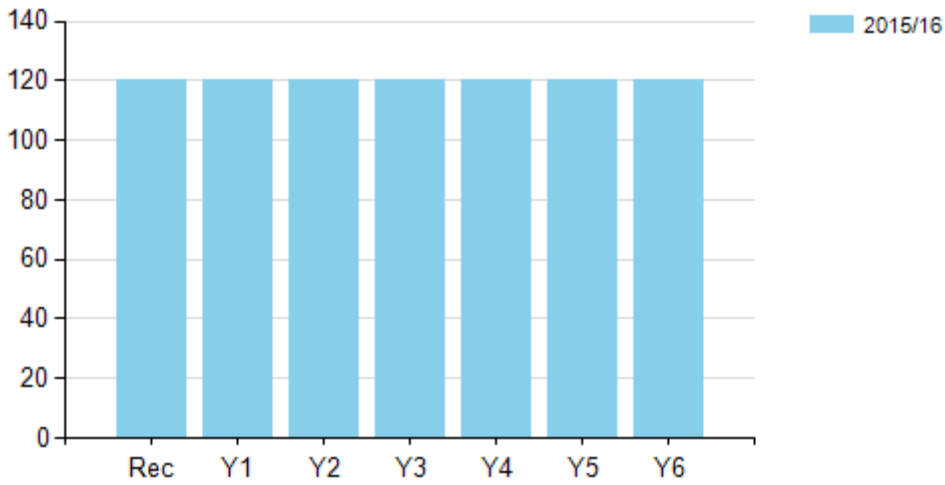
© 2015 CHELTENHAM SSP SSP & TEC I.T. Ltd

This report has been produced on behalf of CHELTENHAM SSP SSP and is based on information provided by individual schools.

CHELTENHAM SSP SSP and TEC I.T. Ltd accept no responsibility for inaccurate data submitted.

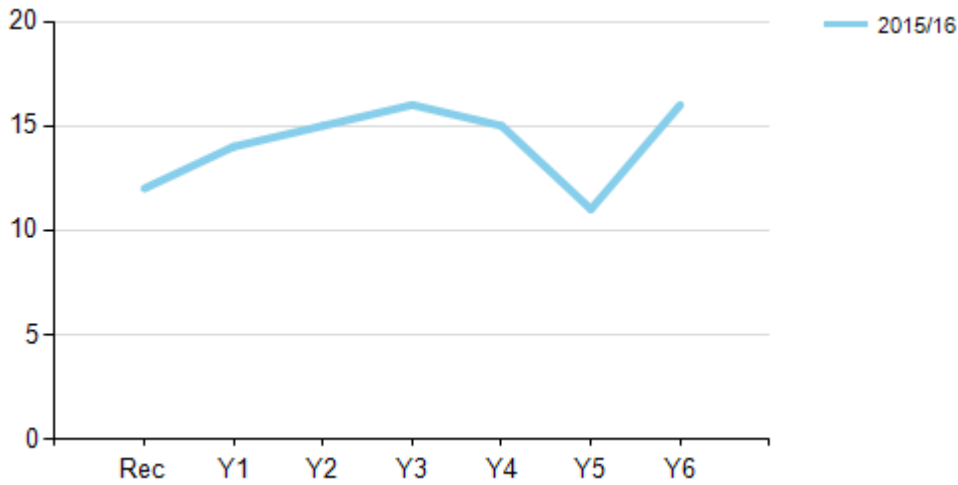


Minutes of PE in a typical week



	Total
2015/16	840

Number of young people participating in Intra School / Level 1 competitions



	Total
2015/16	99



© 2015 CHELTENHAM SSP SSP & TEC I.T. Ltd

This report has been produced on behalf of CHELTENHAM SSP SSP and is based on information provided by individual schools.

CHELTENHAM SSP SSP and TEC I.T. Ltd accept no responsibility for inaccurate data submitted.



Number of young people participating in Intra School / Level 1 competitions (By Key Stage)

	2015/16
KS1	41
KS2	58
School Total	99

Percentage of young people involved in Intra / Level 1 competition

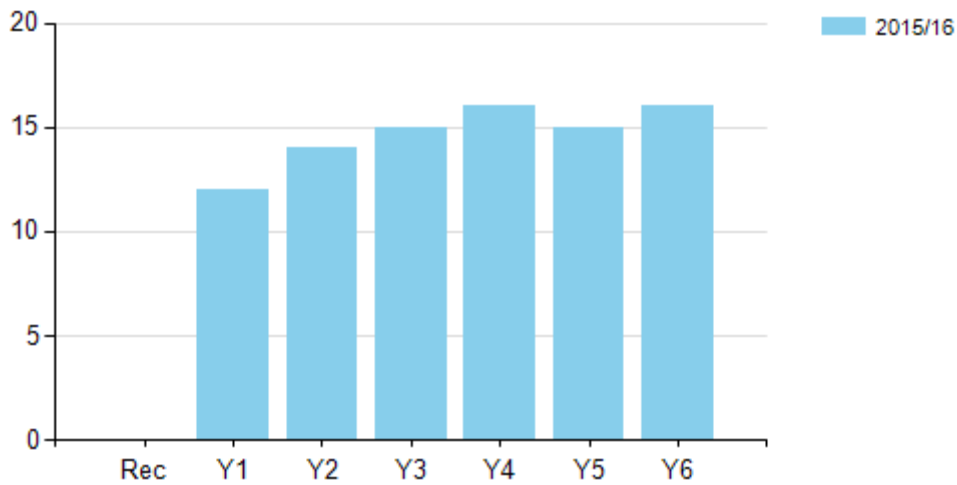
	2015/16
Rec	100.00%
Y1	100.00%
Y2	100.00%
Y3	100.00%
Y4	100.00%
Y5	100.00%
Y6	100.00%
Total School Average	100.00%

Intra / Level 1 comments

KS1 and Early Years compete in sports day. KS2 compete in 6 different Inter- House competitions throughout the year within the school sport house cup competition.



Number of young people involved in Inter / Level 2 competition



	Total
2015/16	88

Number of young people involved in Inter / Level 2 competition (By Key Stage)

	2015/16
KS1	26
KS2	62
School Total	88

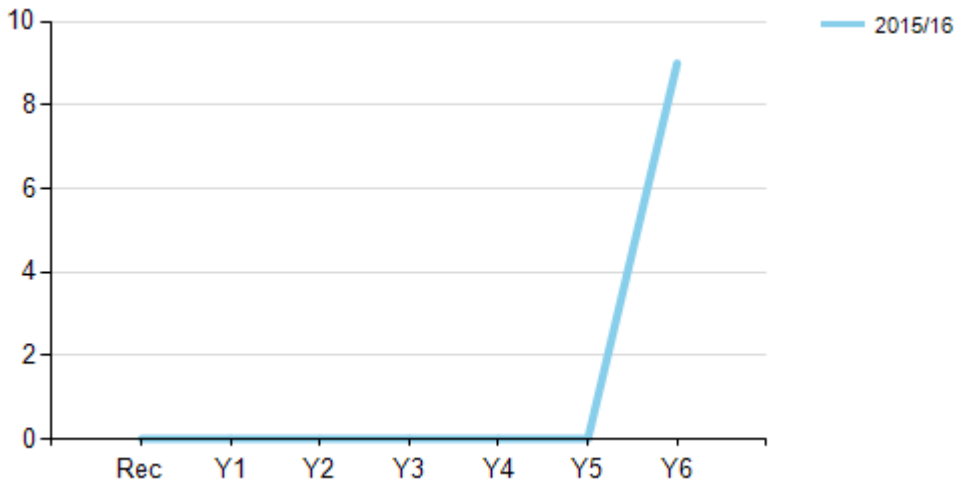
Percentage of young people involved in Inter / Level 2 competition

	2015/16
Rec	0.00%
Y1	85.71%
Y2	93.33%
Y3	93.75%
Y4	106.67%
Y5	136.36%
Y6	100.00%
Total School Average	88.89%

Inter / Level 2 comments

No inter-school competition for early years this year. Y1/2 attended SSN multi-skills event at Cheltenham College.

Number of young people involved in Sports Leadership



	Total
2015/16	9



© 2015 CHELTENHAM SSP SSP & TEC I.T. Ltd

This report has been produced on behalf of CHELTENHAM SSP SSP and is based on information provided by individual schools.

CHELTENHAM SSP SSP and TEC I.T. Ltd accept no responsibility for inaccurate data submitted.



Number of young people involved in Sports Leadership (By Key Stage)

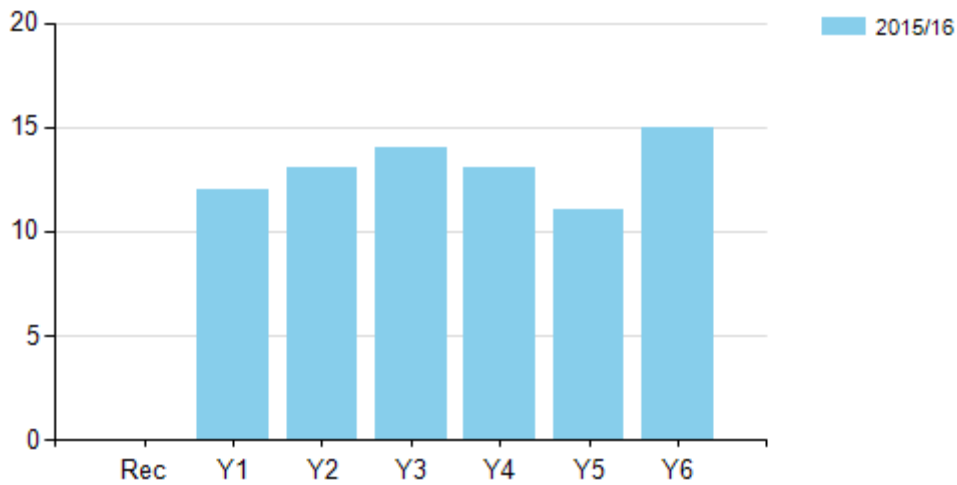
	2015/16
KS1	0
KS2	9
School Total	9

Percentage of young people involved in Sports Leadership

	2015/16
Rec	0.00%
Y1	0.00%
Y2	0.00%
Y3	0.00%
Y4	0.00%
Y5	0.00%
Y6	56.25%
Total School Average	9.09%

Leadership comments

Number of young people participating in extra curricular sporting activity



	Total
2015/16	78

Number of young people participating in extra curricular sporting activity (By Key Stage)

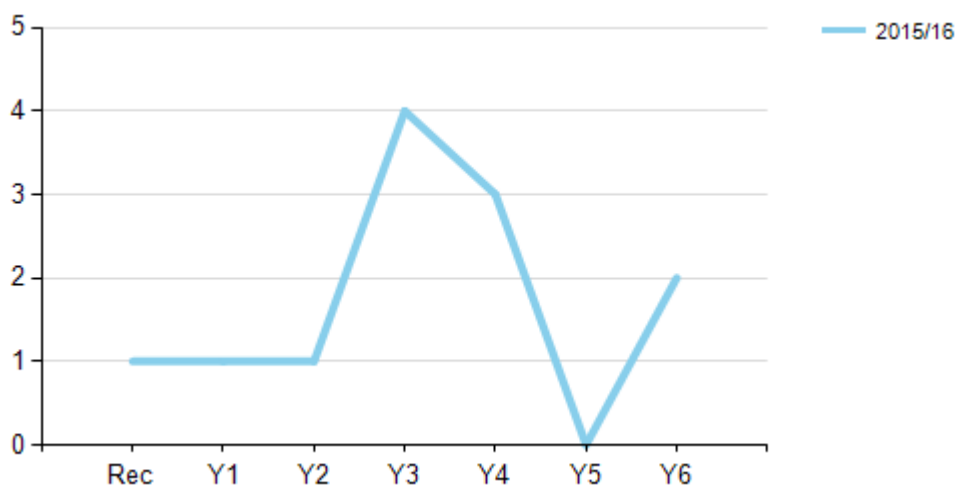
	2015/16
KS1	25
KS2	53
School Total	78

Percentage of young people participating in extra curricular sporting activity

	2015/16
Rec	0.00%
Y1	85.71%
Y2	86.67%
Y3	87.50%
Y4	86.67%
Y5	100.00%
Y6	93.75%
Total School Average	78.79%

Extra Curricular Comments

Number of young people (SEN) participating in Intra School / Level 1 competitions



	Total
2015/16	12



© 2015 CHELTENHAM SSP SSP & TEC I.T. Ltd

This report has been produced on behalf of CHELTENHAM SSP SSP and is based on information provided by individual schools.

CHELTENHAM SSP SSP and TEC I.T. Ltd accept no responsibility for inaccurate data submitted.



Number of young people (SEN) participating in Intra School / Level 1 competitions (By Key Stage)

	2015/16
KS1	3
KS2	9
School Total	12

Percentage of young people (SEN) involved in Intra / Level 1 competition

	2015/16
Rec	100.00%
Y1	100.00%
Y2	100.00%
Y3	100.00%
Y4	100.00%
Y5	NaN
Y6	100.00%
Total School Average	100.00%



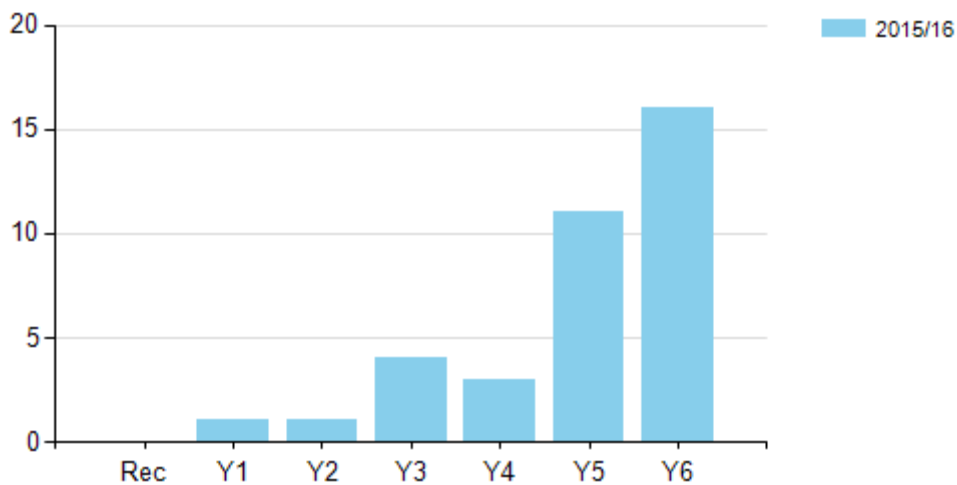
© 2015 CHELTENHAM SSP SSP & TEC I.T. Ltd

This report has been produced on behalf of CHELTENHAM SSP SSP and is based on information provided by individual schools.

CHELTENHAM SSP SSP and TEC I.T. Ltd accept no responsibility for inaccurate data submitted.



Number of young people (SEN) involved in Inter / Level 2 competition



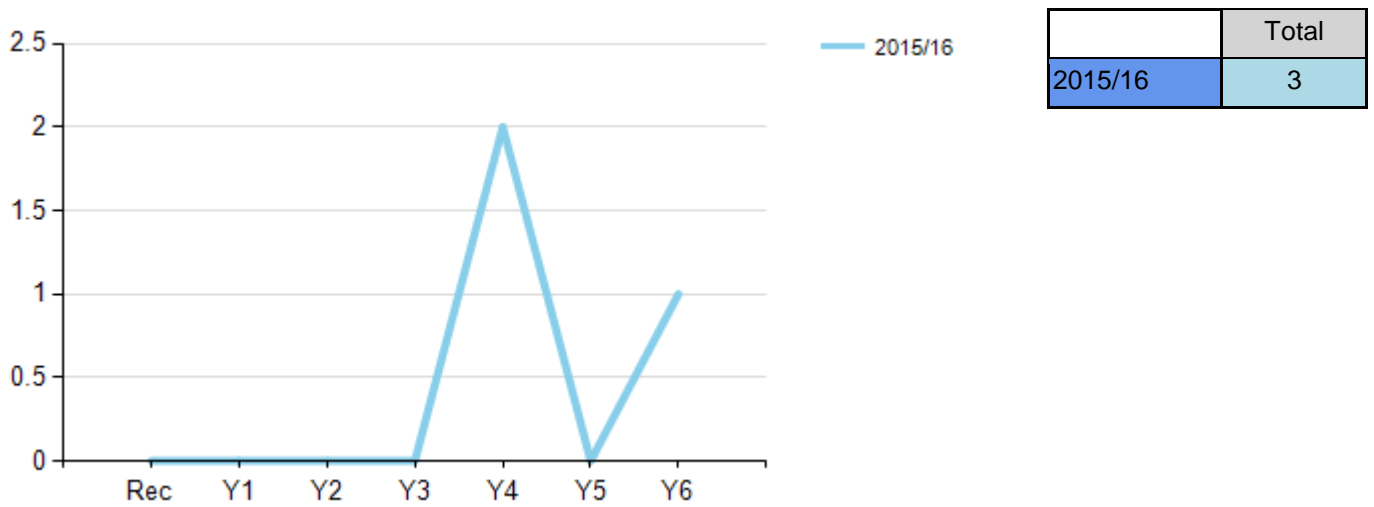
	Total
2015/16	36

Number of young people (SEN) involved in Inter / Level 2 competition (By Key Stage)

	2015/16
KS1	2
KS2	34
School Total	36

Error: Subreport could not be shown.

Number of young people (Pupil Premium) participating in Intra School / Level 1 competitions



© 2015 CHELTENHAM SSP SSP & TEC I.T. Ltd

This report has been produced on behalf of CHELTENHAM SSP SSP and is based on information provided by individual schools.

CHELTENHAM SSP SSP and TEC I.T. Ltd accept no responsibility for inaccurate data submitted.



Number of young people (Pupil Premium) participating in Intra School / Level 1 competitions (By Key Stage)

	2015/16
KS1	0
KS2	3
School Total	3

Percentage of young people (Pupil Premium) involved in Intra / Level 1 competition

	2015/16
Rec	NaN
Y1	NaN
Y2	NaN
Y3	NaN
Y4	100.00%
Y5	NaN
Y6	100.00%
Total School Average	100.00%



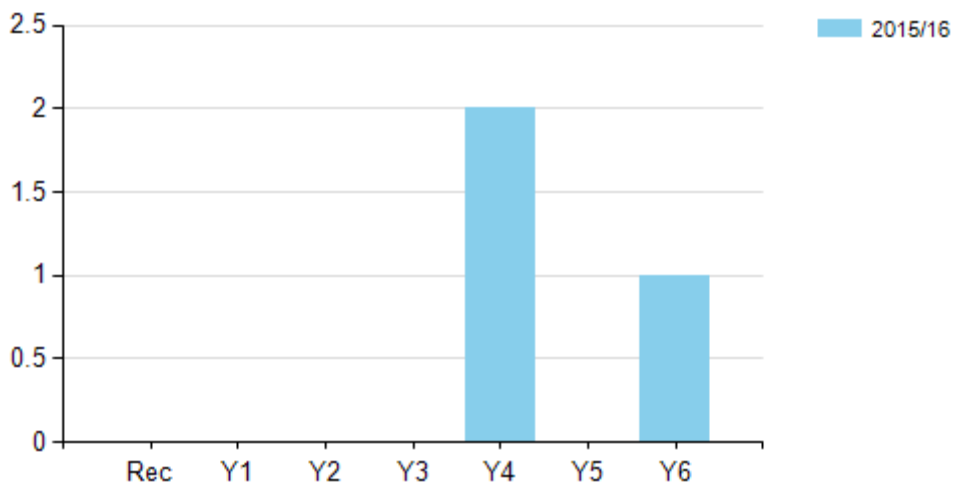
© 2015 CHELTENHAM SSP SSP & TEC I.T. Ltd

This report has been produced on behalf of CHELTENHAM SSP SSP and is based on information provided by individual schools.

CHELTENHAM SSP SSP and TEC I.T. Ltd accept no responsibility for inaccurate data submitted.



Number of young people (Pupil Premium) involved in Inter / Level 2 competition



	Total
2015/16	3

Number of young people (Pupil Premium) involved in Inter / Level 2 competition (By Key Stage)

	2015/16
KS1	0
KS2	3
School Total	3

Percentage of young people (Pupil Premium) involved in Inter / Level 2 competition

	2015/16
Rec	NaN
Y1	NaN
Y2	NaN
Y3	NaN
Y4	100.00%
Y5	NaN
Y6	100.00%
Total School Average	100.00%



© 2015 CHELTENHAM SSP SSP & TEC I.T. Ltd

This report has been produced on behalf of CHELTENHAM SSP SSP and is based on information provided by individual schools.

CHELTENHAM SSP SSP and TEC I.T. Ltd accept no responsibility for inaccurate data submitted.

